



Gyprock Easy-Flow™

Gyprock Easy-Flow is a lightweight all-purpose jointing compound specially developed for mechanical application, with exceptional out-of-machine flow. This versatile pre-mixed formulation has excellent tape adhesion, trowelling and feathering properties.

Recommended Use

Gyprock Easy-Flow can be used for all coats in a three-coat plasterboard jointing system or as a finishing coat only. Gyprock Easy-Flow is suitable for finishing plasterboard and fibre cement joints, angles, and fastener heads. To achieve the ultimate joint finish, it is recommended Gyprock Easy-Flow is used for all three coats, or when used as a finishing coat only in conjunction with Gyprock Base Coats.

Important

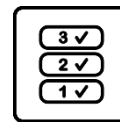
- Do not apply a setting compound over Easy-Flow.
- In wet area applications, topping compounds should not be used on areas to be tiled.
- Ensure previous coats of drying compound are thoroughly dry before application of subsequent coats to avoid imperfections resulting from delayed shrinkage of compound.
- Easy-Flow should not be used when the interior lining temperature is less than 8°C.
- Ensure surfaces are clean from dust or dirt.
- Before use, remix to a smooth creamy consistency.
- Always use clean tools.
- Replace lid when not in use.

Storage

Store buckets of compound in a dry environment out of direct sunlight. Remove lid and stir prior to use. Unused product should be stored by resealing the original bucket. Remix prior to use. Discard if drying has commenced.



Product Features




All-Purpose

Used for all coats in a three-coat joint system



Pre-mixed

Quick to prepare and easy to apply



Exceptional Flow

Ideal for machine application and easy sandability.



Australian Made

Licensed by Australian Made Campaign Ltd

Gyprock Easy-Flow Specifications	
Feature	Description
Colour	Off White
Coverage	21kg/100m ² (Tape & Second Coat) 7kg/100m ² (Topping Coat)
Packaging	15kg Re-sealable pail
Shelf Life	12 months from date of manufacture
Specific Gravity	1.1 - 1.5
VOC Content (as specified by GBCA)	1g/L as VOC content per material
Product Manufacture	Gyprock Easy-Flow is manufactured by CSR Gyprock in Australia and made to stringent product specifications.



Plasterboard Finishing

Jointing and finishing of Gyprock plasterboard interior installations is to be carried out in accordance with **FIGURE 1** and **TABLE 1** in this document, and the following details, so as to provide a smooth surface for decorating. Stopping and external corner beads are to be applied to all edges subject to damage. A Level 4 Finish is generally the accepted level of finish for residential construction as detailed in AS/NZS2589.1 and is also recommended for commercial construction. This requires a three-coat system, consisting of:

- Tape and tape coat
- Second coat and
- Finish (or topping) coat.

FIGURE 1: SELECTING A LEVEL OF FINISH

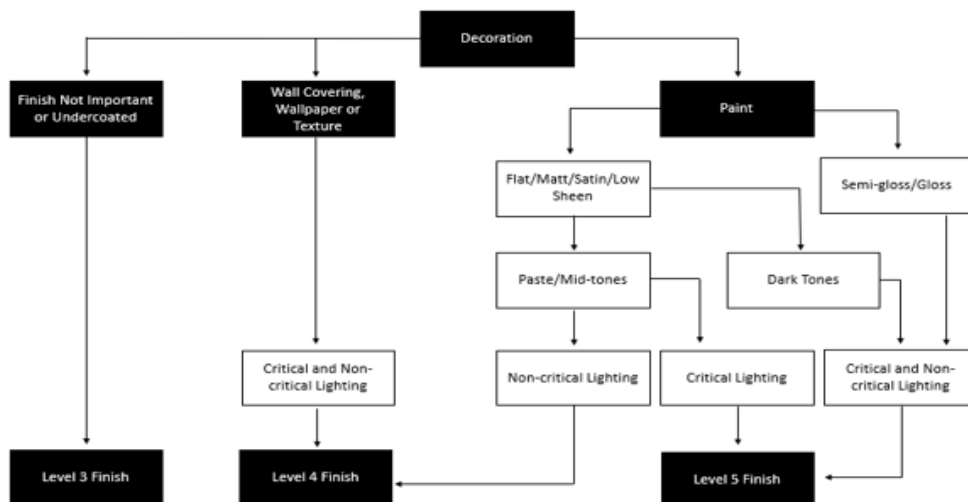


TABLE 1: JOINTING COMPOUND SELECTION – HAND OR MECHANICAL

Tape Coat Any of the following:		Second Coat Any of the following:		Finish Coat Any of the following:	
Product	Recoat Time	Product	Recoat Time	Product	Recoat Time
Base Coat 20*	35 mins	Base Coat 20*	35 mins	Jointmaster	24 hr
Base Coat 45*	60 mins	Base Coat 45*	60 mins	Ultra-Top	24 hr
Base Coat 60*	80mins	Base Coat 60*	80mins	Gold	24 hr
Base Coat 90*	120mins	Base Coat 90*	120mins	Easy-Finish	24 hr
Ultra-Base MR 60*	75 mins	Ultra-Base MR 60*	75 mins	Easy-Flow	24 hr
Easy Base	24 hr	Easy Base	24 hr	Less Mess Multi-Purpose	24 hr
Less Mess Multi-Purpose	24 hr	Less Mess Multi-Purpose	24 hr		
Easy-Flow	12-24 hr	Easy-Flow	12-24 hr		
Wet Area Base Coat		Wet Area Base Coat			

*Setting type compound. Do not use a setting compound over a drying type compound.

For protected exterior applications, use Wet Area Base Coat or Ultra-Base MR 60 for tape and second coat, followed by a Gyprock Finish Coat.



Hand Application

Bedding Coat

1. Fill recess evenly and fully with compound.
2. Bed in Gyprock Perforated Paper Tape centrally over the joint and cover lightly with compound. Ensure at least 1mm thickness of compound is under the tape.
3. Bed tapes to butt joints and internal corner angles.
4. Cover all metal beads and fastener heads.
5. All Easy-Flow to dry and harden for approximately 24 hours (depending upon atmospheric conditions).

Second Coat

1. Apply a second coat of Easy-Flow to:
 - a) Recessed edge joints to a width of about 180mm.
 - b) Butt joints to a width of about 400mm.
 - c) Metal corner beads to a width of about 200mm.
 - d) Fastener heads.
2. Allow adequate time before recoating.

Finishing Coat

For all joints except where tiles are to be applied.

1. Apply a thin coat of Easy-Flow wide enough to conceal the previously coated joint. Feather the edges of the compound with a trowel.
2. Cover previously coated fastener heads, overlapping about 25mm.

Machine Application

Apply a first coat and bed in paper tape, ensuring the recess is evenly covered. Apply a second coat of Easy-Flow All-purpose Compound using a 200mm finishing box. Apply a topping coat (if applicable) of Easy-Flow All-purpose Compound using a 250mm or 300mm finishing box, allowing adequate drying time between coats.

Sanding

Allow Easy-Flow to dry for at least 24 hours. Sand to a smooth finish using 180 grit sandpaper or 180-220 grit sanding mesh.

Painting

Apply all paints in accordance with paint manufacturer's recommendations.

Installing to Standards

Installing to Standards AS/NZS2589: Gypsum linings – Application and Finishing outlines the procedures for jointing and finishing of Gyprock plasterboard in conjunction with additional details contained in Gyprock Technical Literature.

Health and Safety

Refer to the Safety Data Sheet for this product which is available from www.gyprock.com.au or contact:

CSR Gyprock

Trinity 3, 39 Delhi Rd, North Ryde NSW 2113

Australia Phone: **131 744**

New Zealand Phone: **0800 277 123**

Resources

For further information on this product please visit www.gyprock.com.au or refer to the Gyprock Red Book. For technical support, contact:

DESIGNLINK™

PHONE: 1800 621 117

Manufactured For Life Warranty

Gyprock products are manufactured for life with all CSR products designed to achieve optimal performance when part of a CSR integrated system. Gyprock continues to lead the market with premium quality products which are the preferred choice of plastering professionals. Gyprock plasterboard products are manufactured to the Australian Standards AS2588 providing confidence in quality of product and support. For details on our product warranty, please log onto www.gyprock.com.au/warranty, or contact us on **1300 306 556**.



Licensed by Australian Made Campaign Limited to use the Australian Made Logo.



Verified by an independent conformity assessment body to meet the environmental, health and social/ethical criteria of the GECA Panel Boards standard



Gyprock plasterboard products are manufactured for life with all CSR products designed to achieve optimal performance when part of a CSR integrated system.